



# The University of Lausanne Mobility Plans: State of the Art

*Universidade de Lisboa 6 June 2013*  
*Antoinette Charon Wauters, UNIL*



**UNIVERSIDADE  
DE LISBOA**



**Unil**  
**UNIL | Université de Lausanne**

# UNIL Mobility Plans: Structure

## 1. Introduction



## 2. Soft Mobility



## 3. Public Transport



## 4. Eco-Mobility



## 5. Innovative Parking Plans



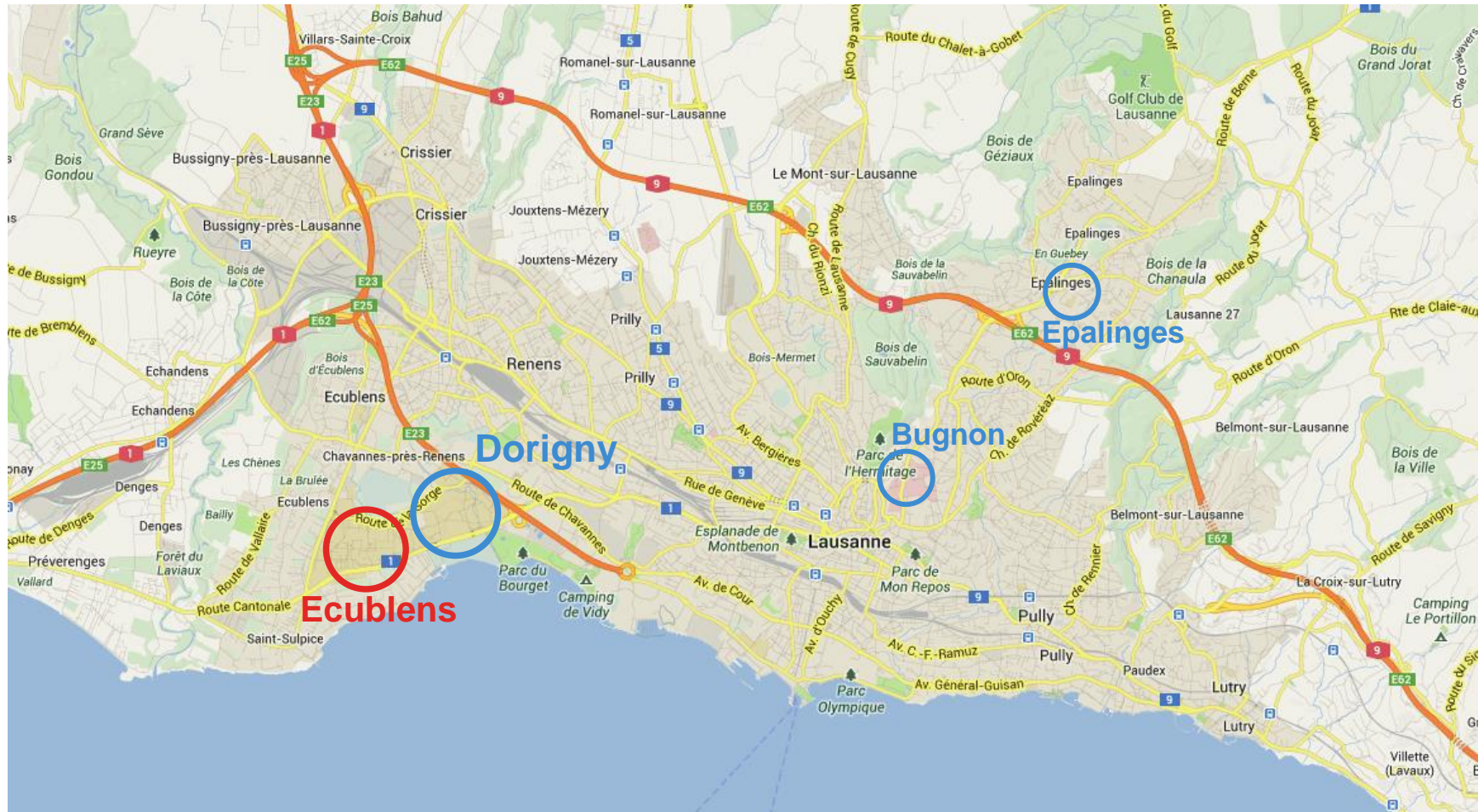
# UNIL-EPFL: in the Western Part of Lausanne Urban Area





# Public Transport to the UNIL-EPFL

Train, Metro, Buses, Roads and Highways for 25'000 persons/day

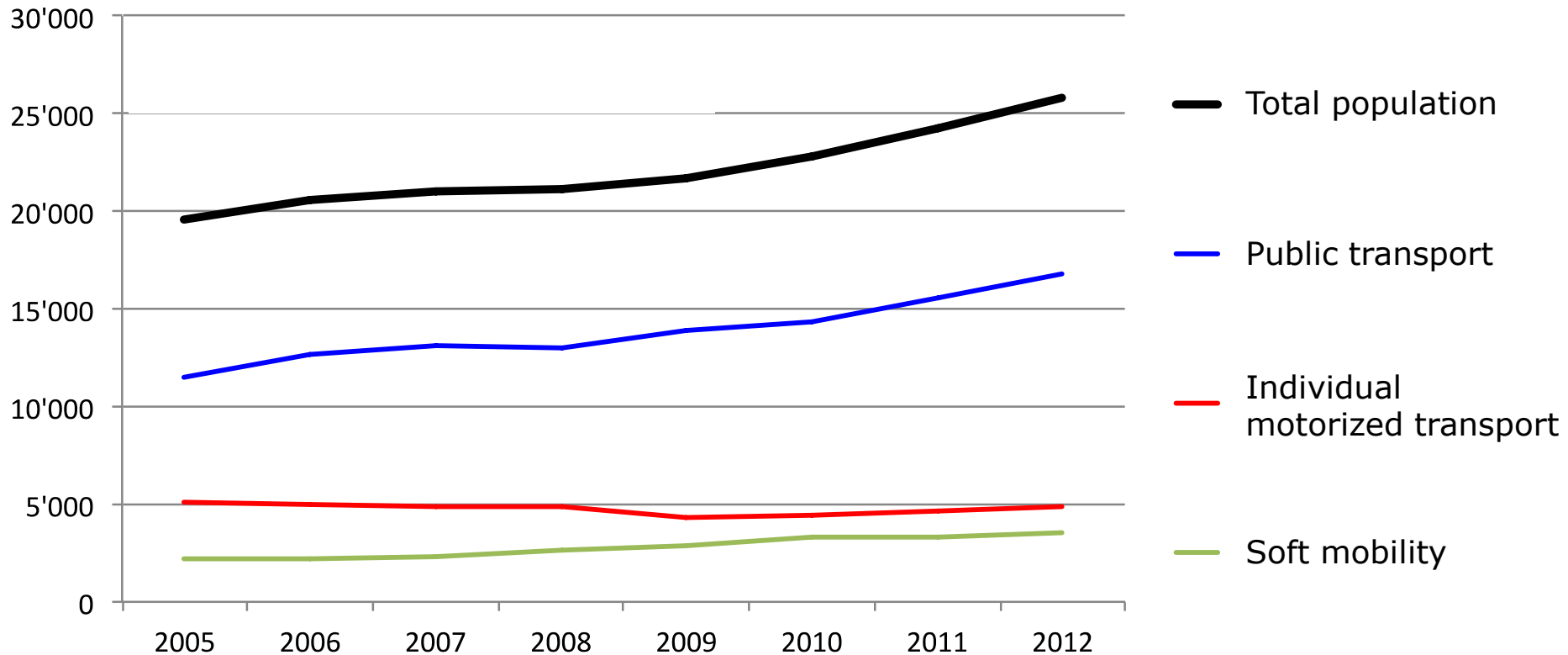


# UNIL-EPFL: The Dorigny-Ecublens Campus

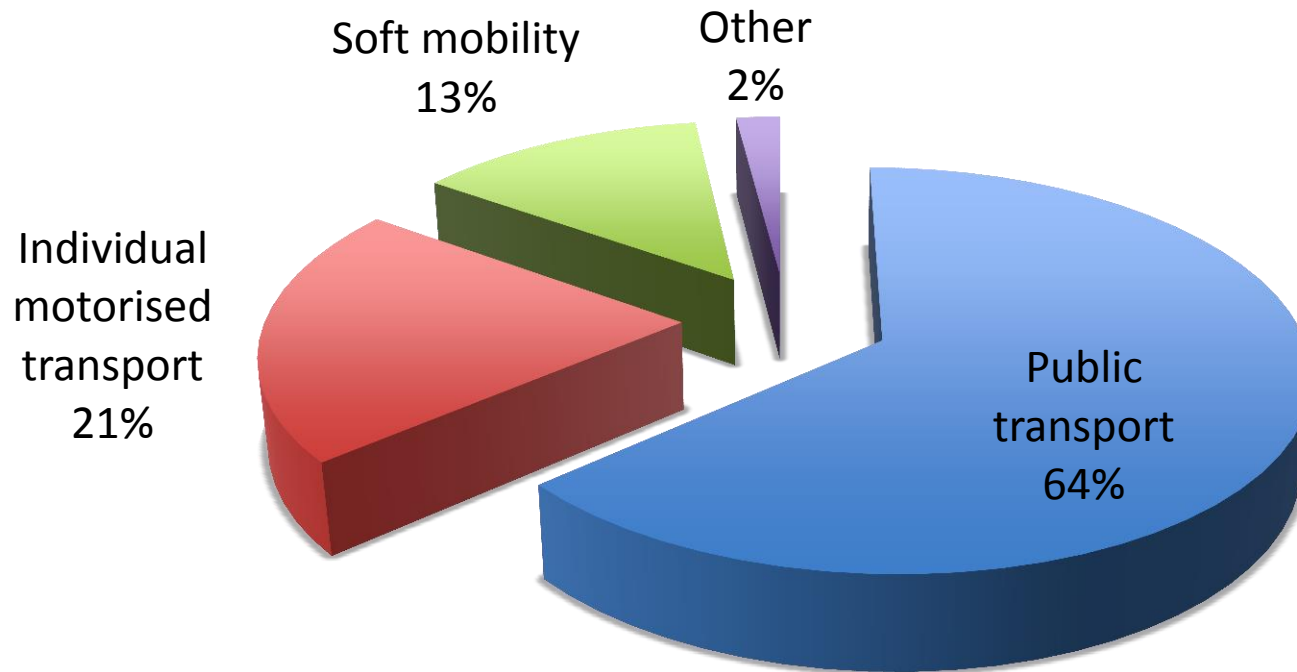


# UNIL-EPFL: Mobility Evolution 2005-2012

Number of persons



# UNIL-EPFL: Mobility Choices in 2012



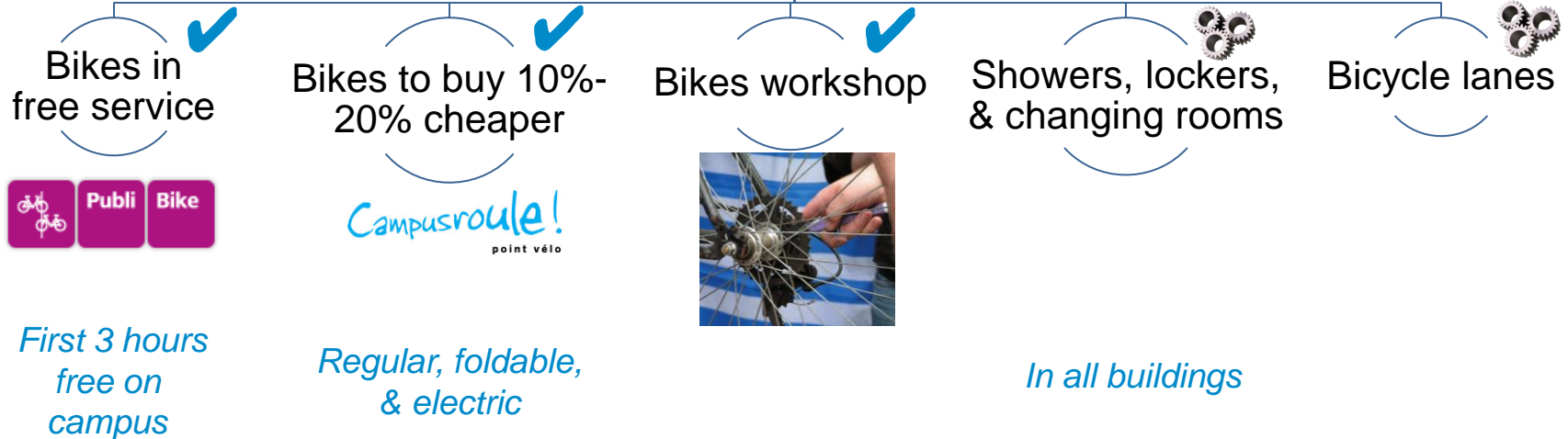
2013 answering rate: 22, 8 % (3'694 p.)



# 1. Soft Mobility offer on UNIL-EPFL Campus



## Soft Mobility Offer





## 2. Public Transport



### Public Transport

Price reduction for students ✓

Price reduction for staff ⚙️

Since 2005: Changes in classes schedule ✓

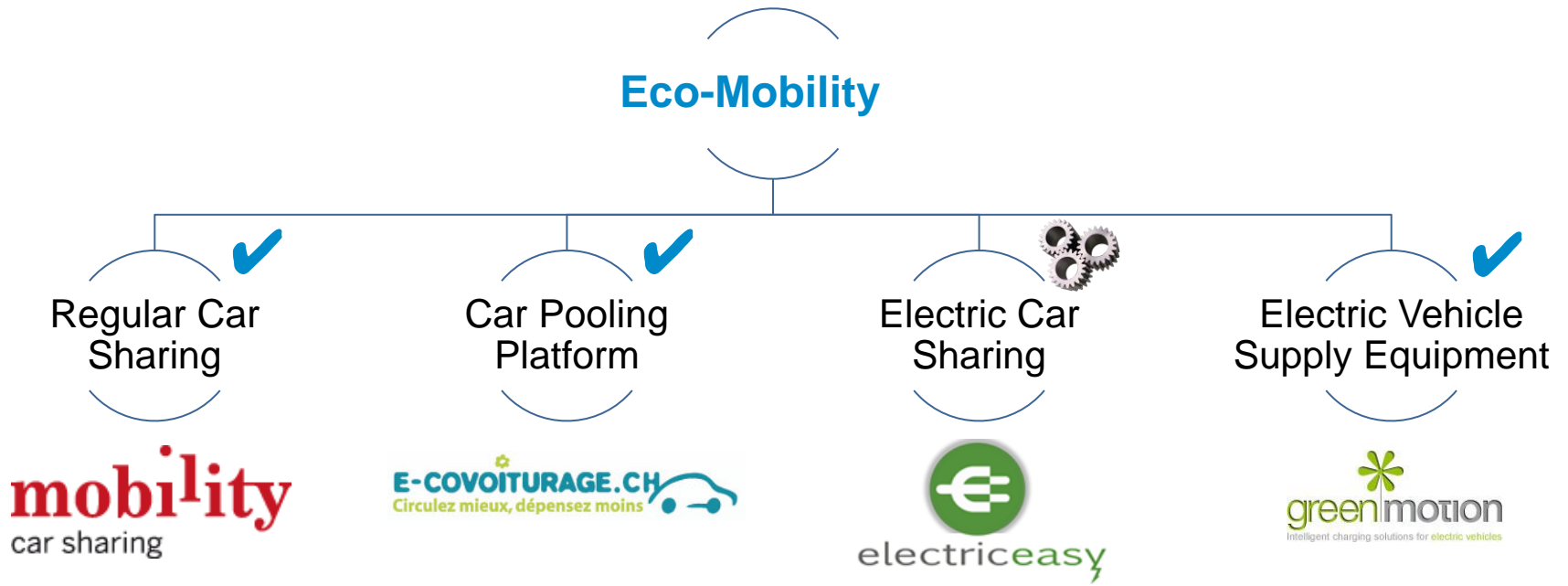
8:00 and 8:30 UNIL  
8:15 EPFL

Soon: New changes in classes schedule ⚙️

8:00 and 8:30 UNIL  
9:00 EPFL



### 3. Eco-Mobility



## 4. Car Pooling Platform

Predefined destination

Your choice

or another location

Stop Location...

Trip type

☒ All

☐ Regular

☐ Occasional

My Status

☒

☐

☐

→ Result filter

SEARCH

P

### Latest trips announced

Departure	Destination	→			km	CO <sub>2</sub>		
UNIL-Dorigny	La Sarraz	→		MTWTFSS	21Km	4Kg		
La Sarraz	UNIL-Dorigny	←		MTWTFSS	21Km	4Kg		
Lausanne	Joigny	↔		01.06.2013	389Km	66Kg		
Annemasse	EPFL-Rolex Learning Center	↔		MTWTFSS	85Km	14Kg		
Pontarlier	UNIL-Dorigny	↔		MTWTFSS	64Km	11Kg		
Vaux-et-Chantegrue	UNIL-Dorigny	↔		MTWTFSS	62Km	11Kg		
Essertes	UNIL-Dorigny	↔		MTWTFSS	30Km	5Kg		

Does no offer correspond to your search criteria ?

→ Add your own trip

→ Find alternative transportation

Predefined trip

Your choice



## 5. Innovative Parking Plans

### Aims:

- Foster the use of public transport with price reduction for UNIL and EPFL
- Avoid building new parking lots
- Reduce rush hours traffic jam

### Parking reorganisation: 3 phases

Since 1990:  
Parking taxes for students  
and staff



In 2013-2014:  
Car flows study



From 2014 on:  
Implementation of flexible  
rates



*Rates for students and staff not  
linked to the length of the stay  
AND much cheaper than in the city  
campuses*

*Rates for students and staff  
linked to the length of the stay  
AND adjusted to the city  
campuses rates*

## 6. Transversal Measures



and





