




**Luciano Saso**  
**Member of the UNICA Steering Committee**  
**Sapienza University of Rome**

*luciano.saso@uniroma1.it*

With the support of the Lifelong Learning  
Programme of the European Union



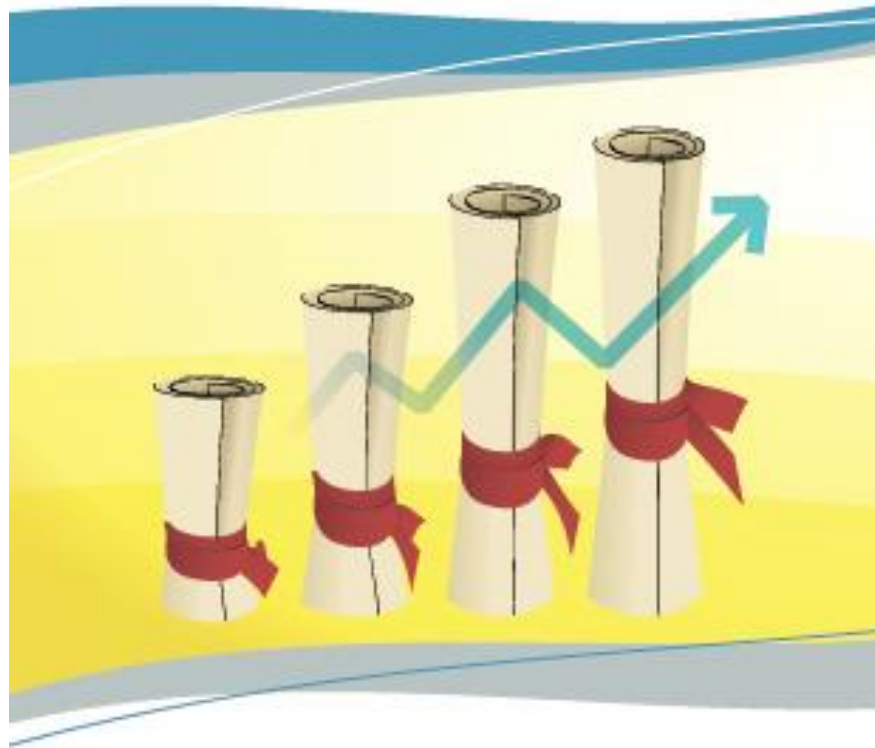
High or low grades: depends on the statistical distribution of grades in the degree programme!



# The traditional system A, B, C, D

- A = top 10%
- B = next 25%
- C = next 30%
- D = next 25%
- E = next 10%
- F = failed

February 2009



ECTS - Guida per l'utente



# The new system: direct conversions

Local grade university A	% of Students receiving that grade in the «reference group»	Local grade university B	% of Students receiving that grade in the «reference group»
30 lode	5.6%	1	20%
30	15.7%	2	35%
29	0.5%	3	25%
28	12.3%	4	20%
27	11.8%		
26	9.0%		
25	8.2%		
24	11.3%		
23	2.7%		
22	6.0%		
21	2.3%		
20	5.7%		
19	1.9%		
18	6.9%		
Total	100%		100%

But we are not Statisticians!



# EGRACONS: major aim

- The major aim of the EGRACONS project is to **design and develop a reliable system for the conversion of grades** to allow universities to ensure fair transfer and recognition of grades of mobile students in full agreement with the ECTS guide published in February 2009

# REFERENCE GROUP FOR THE GRADING TABLES? Aggregation criteria

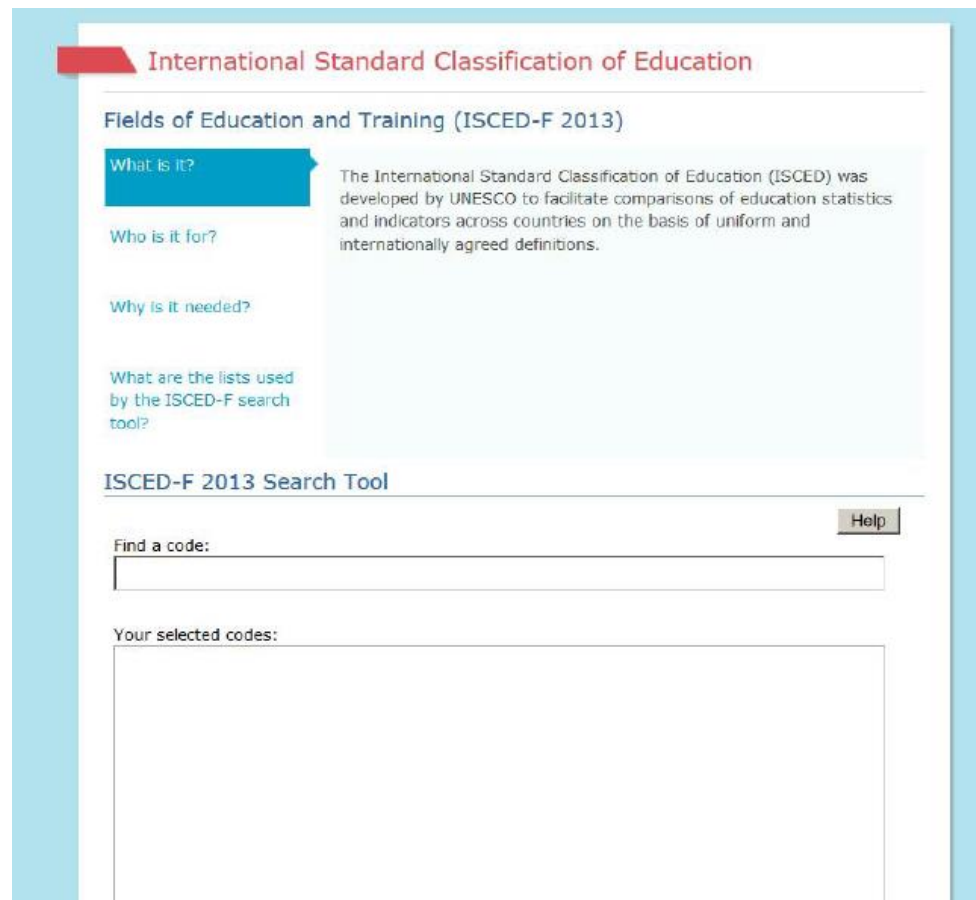
- A conversion tool based on degree programmes as reference groups will probably be more precise but more difficult to handle for international relations officers (IROs) who will have to deal with hundreds of groups especially for large universities.
- On the other hand, wide aggregations such as entire faculties or departments or even all universities will lead to an unprecise system because will aggregate degree programmes with very different academic contents and difficulties. The EGRACONS partners will discuss this point very carefully, also consulting the Bologna experts of their countries, in order to identify the best aggregation criteria.

=> ISCED CODES!



# A very useful ISCED search tool is available on the European Commission website

- [http://ec.europa.eu/education/tools/isced-f\\_en.htm](http://ec.europa.eu/education/tools/isced-f_en.htm)



The screenshot displays the 'International Standard Classification of Education' (ISCED-F 2013) search tool interface. At the top, the title 'International Standard Classification of Education' is shown in red. Below it, the section 'Fields of Education and Training (ISCED-F 2013)' is highlighted. A blue callout box contains the text: 'What is it? The International Standard Classification of Education (ISCED) was developed by UNESCO to facilitate comparisons of education statistics and indicators across countries on the basis of uniform and internationally agreed definitions.' Other questions listed include 'Who is it for?', 'Why is it needed?', and 'What are the lists used by the ISCED-F search tool?'. The 'ISCED-F 2013 Search Tool' section features a search input field labeled 'Find a code:', a 'Help' button, and a larger area labeled 'Your selected codes:'.

# How to prepare GRADING TABLES

[www.egracons.eu/document/grading-table-instructions-and-template](http://www.egracons.eu/document/grading-table-instructions-and-template)

- **Grading Table instructions and template**
- Egracons has prepared a number of files to help you with the development of grading tables and how to send them to Egracons for inclusion into the Egracons Tool.
- The **General Introduction to Grading Tables** explains how Grading Tables are made and what the main issues of the university are. The **Grading Table Template** is the Excel data file that should be used to send your grading table data to the Project. It comes with its own detailed **instructions** on how to collect the data (including an algorithm for the technically minded) and a concrete **example**. HEIS are now invited to try this out and send us their data.
- If you would like more documents to help you, or need more explanation, [please contact the project](#).
- [GENERAL INTRODUCTION TO GRADING TABLES](#)
- [GRADING TABLE TEMPLATE](#)
- [INSTRUCTIONS FOR GRADING TABLE TEMPLATE](#)
- [EXAMPLE GRADING TABLE TEMPLATE](#)
-

# User friendly software (web-based): a few simple steps

1. ERASMUS CODE OF THE HOSTING INSTITUTION
2. AGGREGATION CODE
3. GRADE

**DONE!**

As simple as a currency converter!



The EGRACONS tool is ready but not  
all HEI prepared the new tables



# Thank you



Luciano Saso  
Sapienza University of Rome  
[luciano.saso@uniroma1.it](mailto:luciano.saso@uniroma1.it)

## Project Partners



UNIVERSITY OF  
GOTHENBURG



SAPIENZA  
UNIVERSITÀ DI ROMA



University of Essex



## In collaboration with



NTNU  
Norwegian University of  
Science and Technology

With the support of the Lifelong Learning  
Programme of the European Union

