

2014
call



Erasmus+

**Mobility in Erasmus+:
Challenges
& Opportunities**



Erasmus+

2014
call

KA1

Learners and staff mobility

Why is student mobility important?

HE student mobility target by 2020

20%

EMPLOYMENT AND CAREER DEVELOPMENT ERASMUS STUDENTS



of students study or train abroad to enhance their employability abroad



UNEMPLOYMENT RATE

Young people who study or train abroad are half as likely to face long-term unemployment

5 years after graduation the unemployment rate of Erasmus students is

23% LOWER

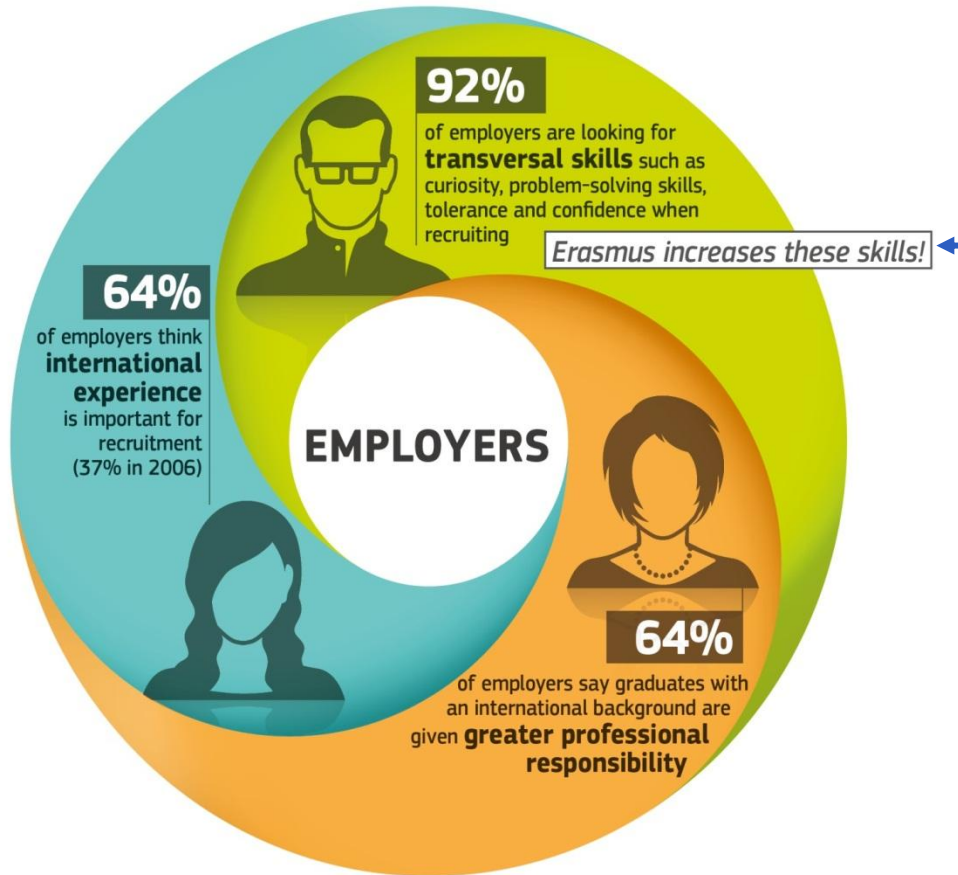
The **ERASMUS** Impact Study



http://ec.europa.eu/education/library/study/2014/erasmus-impact_en.pdf

Why is student mobility important?

EMPLOYMENT AND CAREER DEVELOPMENT



Erasmus students **increase** their advantage over non-mobile students by **42%**

Why is student mobility important?

WORK PLACEMENT



Almost 1 in 10 Erasmus trainees who did work placements have started **their own company** and **3 out of 4** plan to or can envisage to do so



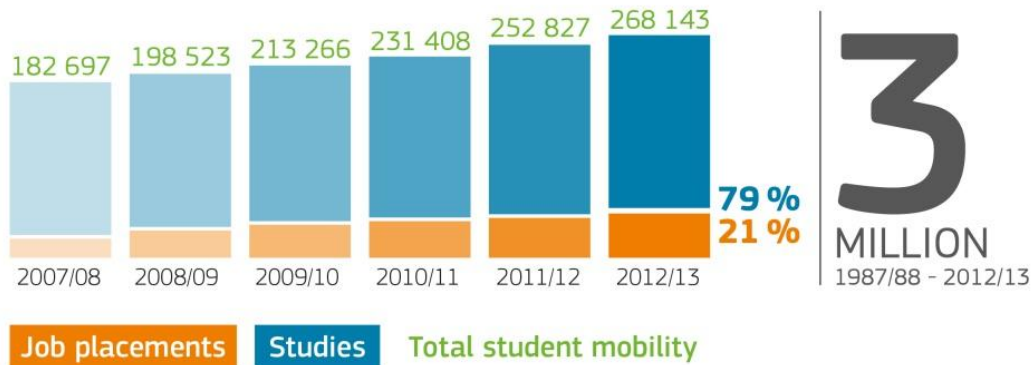
More than 1 in 3 Erasmus students were offered a **position** at their host company



2015: country analysis

Erasmus: Changing lives, opening minds

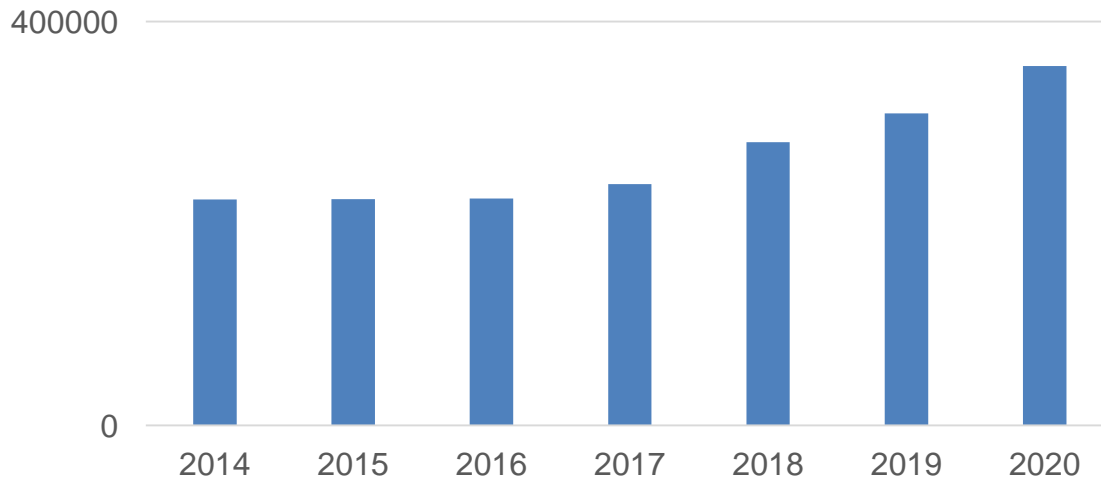
2012-2013



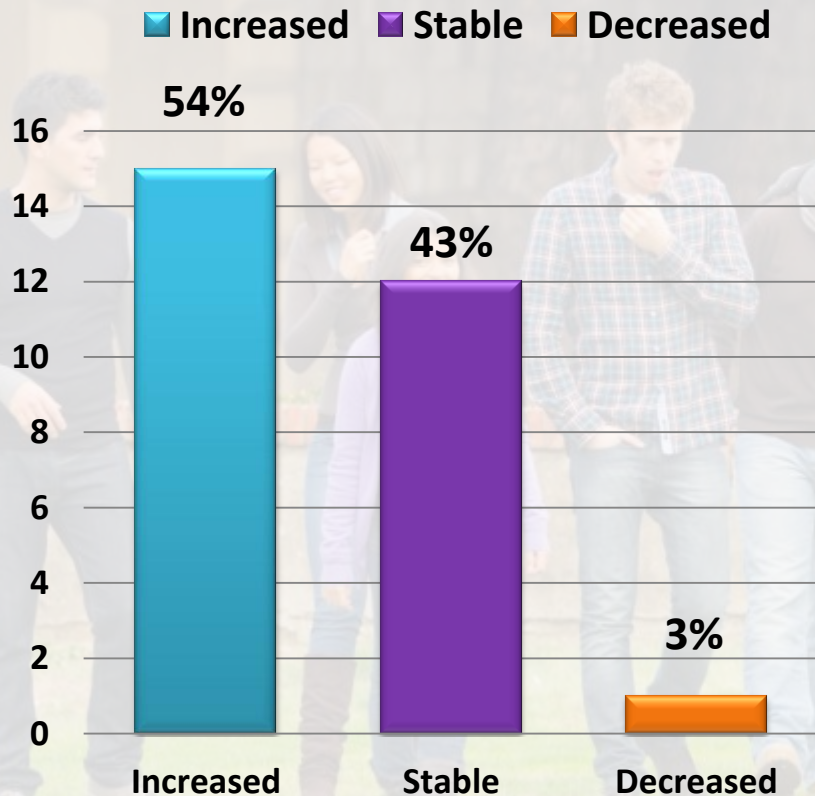
ERASMUS+
2014-2020

Total budget:
€14.7 billion
40% budget
increase

Student mobility



Demand for student and staff mobility



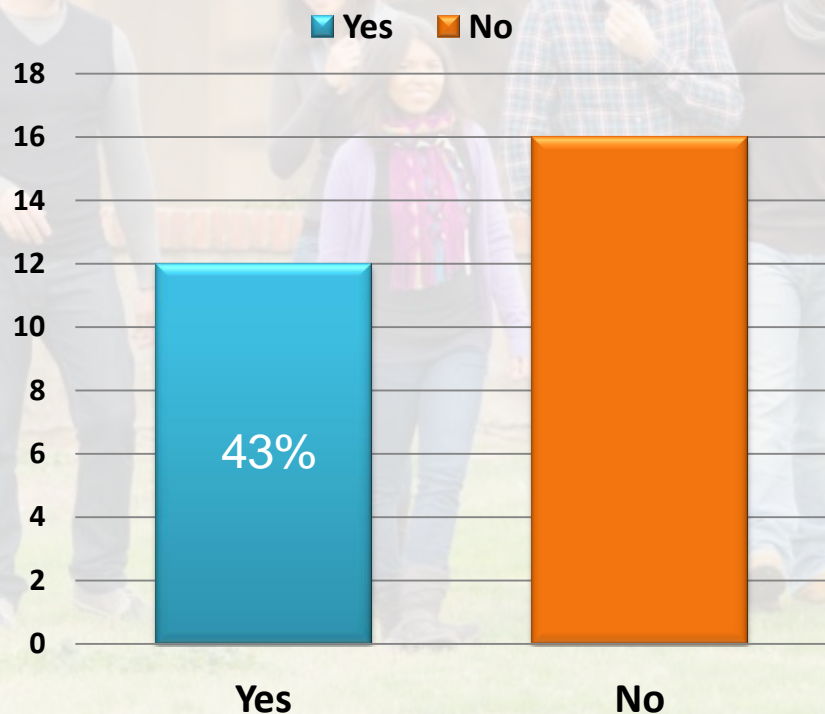
Main HEI solutions for increased demand:

- Limitation of E+ funded duration, combined with a zero grant period – **10 out of 15 NAs**
- Set specific selection criteria and priorities – **3 out of 15 NAs**
- Recruited additional HR in International Office – **3 out of 15 NAs**

HEIs can use up to 50% of OS grant

National co-financing

Are HE E+ activities co-financed by national or regional budget?



Usage:

- Increase number of mobilities: **10 out of 12 NAs**
- Increase grant levels: **6 out of 12 NAs**
- Support for disadvantaged groups: **4 out of 12 NAs**
- Increase duration: **1 out of 12 NAs**

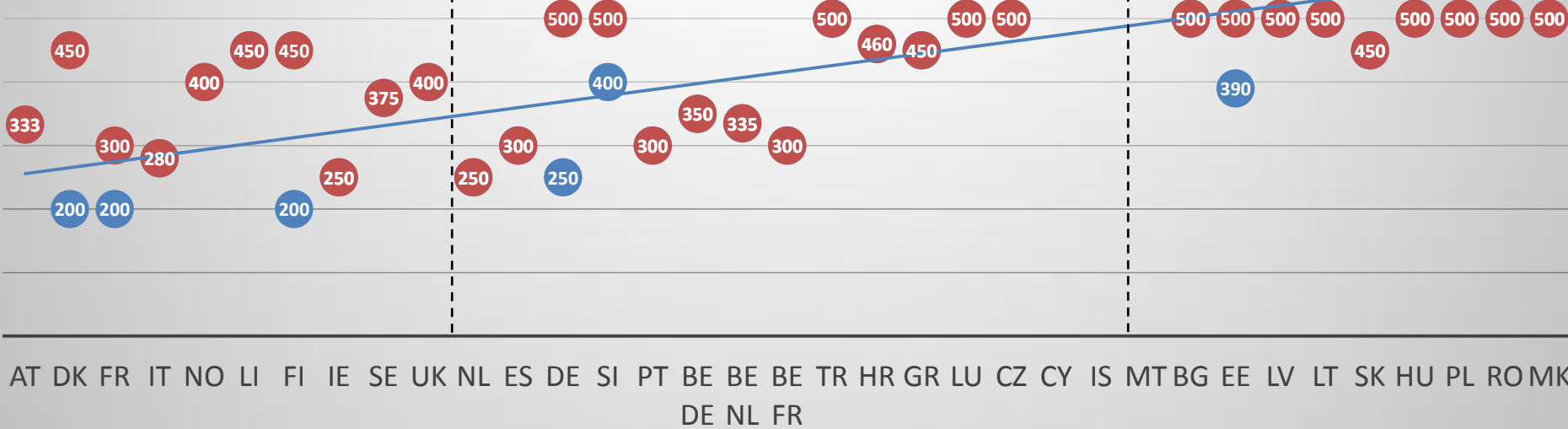
Better transparency

Student Grant level to Group 1

Group 1

Group 2

750 750 750 Group 3



2014 call: Flexibility given to HEIs in DK, FR, FI, DE, SI, EE

Better flexibility



Student mobility: up to 12 months/cycle



Consortia extended to SMS, ST:
132 in 17 countries



Staff mobility: minimum 2 days

Better accessibility



Top-ups for disadvantaged background, specific support for special needs, OCTs



Stronger linguistic support



Blended mobility via strategic partnerships

Better quality



EU Member State	Information and Guidance	Foreign language preparation	Portability of student support	Recognition of learning outcomes	Support to disadvantaged students
Germany	Excellent	Weak	Very strong	Strong	Very strong
France	Very strong	Strong	Strong	Very weak	Strong
Lithuania	Strong	Strong	Very weak	Fair	Very weak
Romania	Strong	Very strong	Very weak	Very weak	Very weak
Spain	Very Strong	Weak	Fair	Strong	Very weak
UK	Strong	Weak	Fair	Very weak	Strong

Eurydice 2014 – Towards a mobility scoreboard

Better quality



Erasmus+ Programme

Key Action 1
– Mobility for learners and staff –
Higher Education Student and Staff Mobility

Inter-institutional¹ agreement 2014-20[21]² between programme countries

[Minimum requirements]³

The institutions named below agree to cooperate for the exchange of students and/or staff in the context of the Erasmus+ programme. They commit to respect the quality requirements of the Erasmus Charter for Higher Education in all aspects related to the organisation and management of the mobility. In particular the recognition of the credits awarded to students by the partner institution.

A. Information about higher education institutions

Name of the institution (and department, where relevant)	Erasmus code	Contact details* (email, phone)	Website (eg. of the course relations)

¹Inter-institutional agreements can be signed by two or more higher education institutions

²Higher Education Institutions have to agree on the period of validity of this agreement

³Clauses may be added to this template agreement to better reflect the nature of the institutional partnership.

*Contact details to reach the senior officer in charge of this agreement and of its possible updates.

1

- IIA template too long?
Make best use of weblinks
- LA too long?
 - Do not ask for more than what is required at EU level
 - Format has been revised in 2015



2015: clarifications, FAQs

Better quality



- ECHE compliance self-assessment tool in 2015
Working Group with NAs, ECTS experts, HEIs
- 2015 Forward Looking Project
Student data portability, easy transfer of information
No more papers

Stronger support through EC IT tools



- WE NEED YOUR FEEDBACK
Send your feedback to NAs,
E+ Eurobarometer (ERACON)
- Continuous improvement through various releases during the year (E+Link, MT+)
- Stability by the end of 2015
- Exploitation and dissemination





Online Linguistic Support -OLS



To improve the quality of the exchanges abroad

To measure the impact of Erasmus+ mobility on language skills

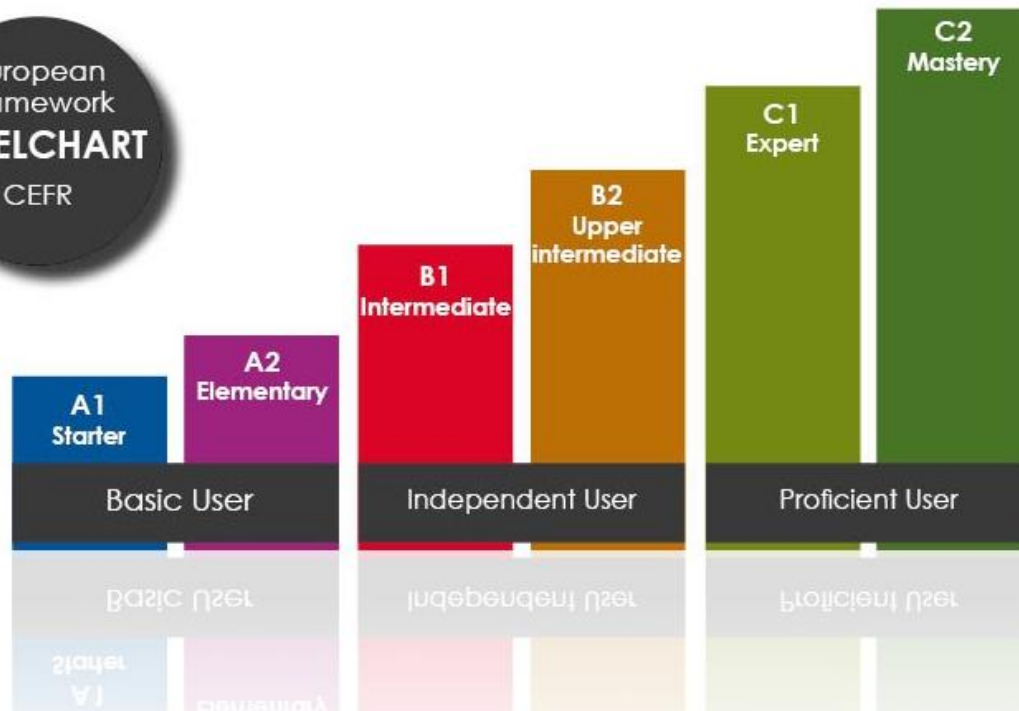
erasmusplusols.eu



LANGUAGES

2014:
DE EN ES FR IT NL
90% of mobilities

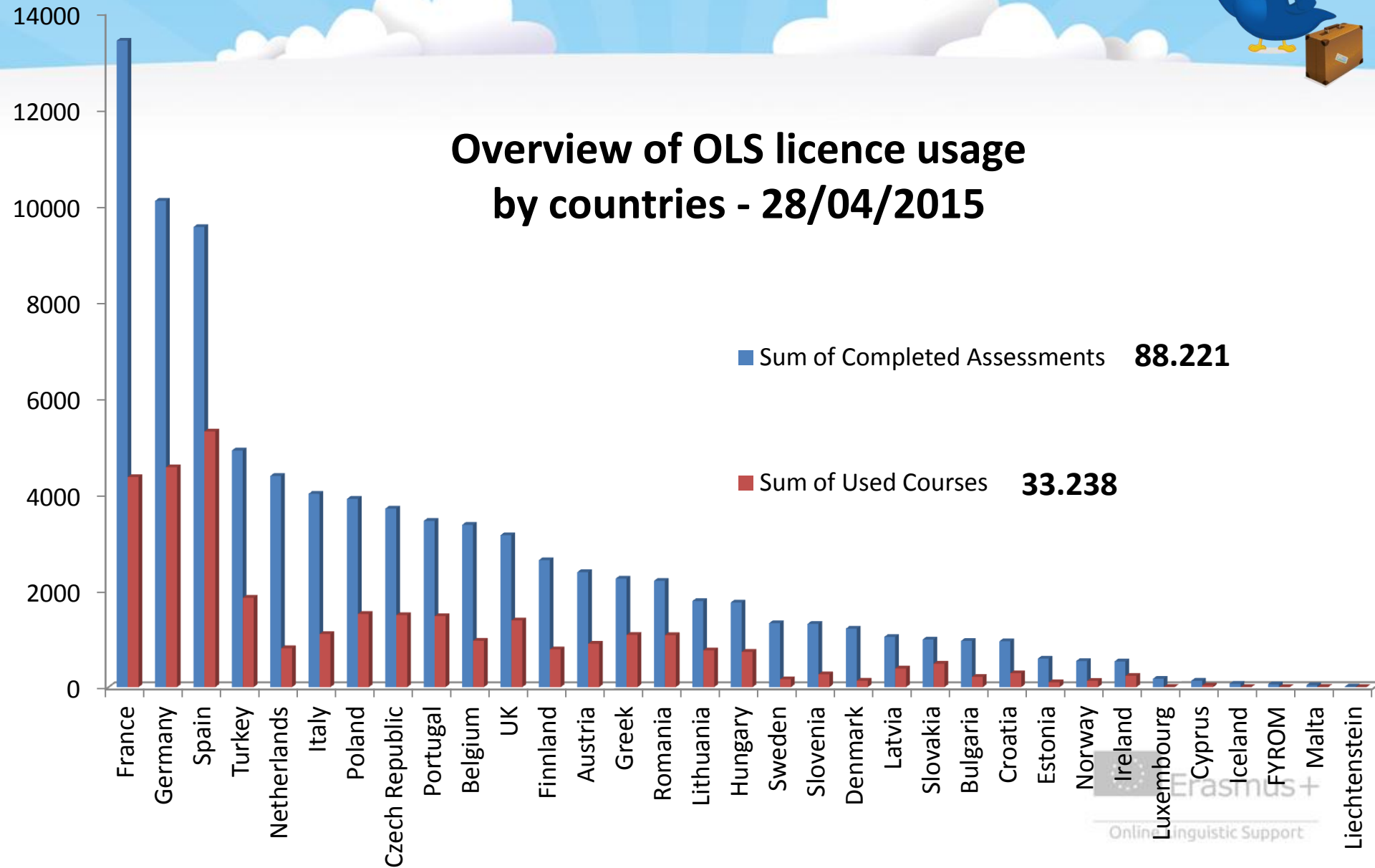
2016 – 6 new
languages:
CZ DK EL PL PT SE



FIRST RESULTS



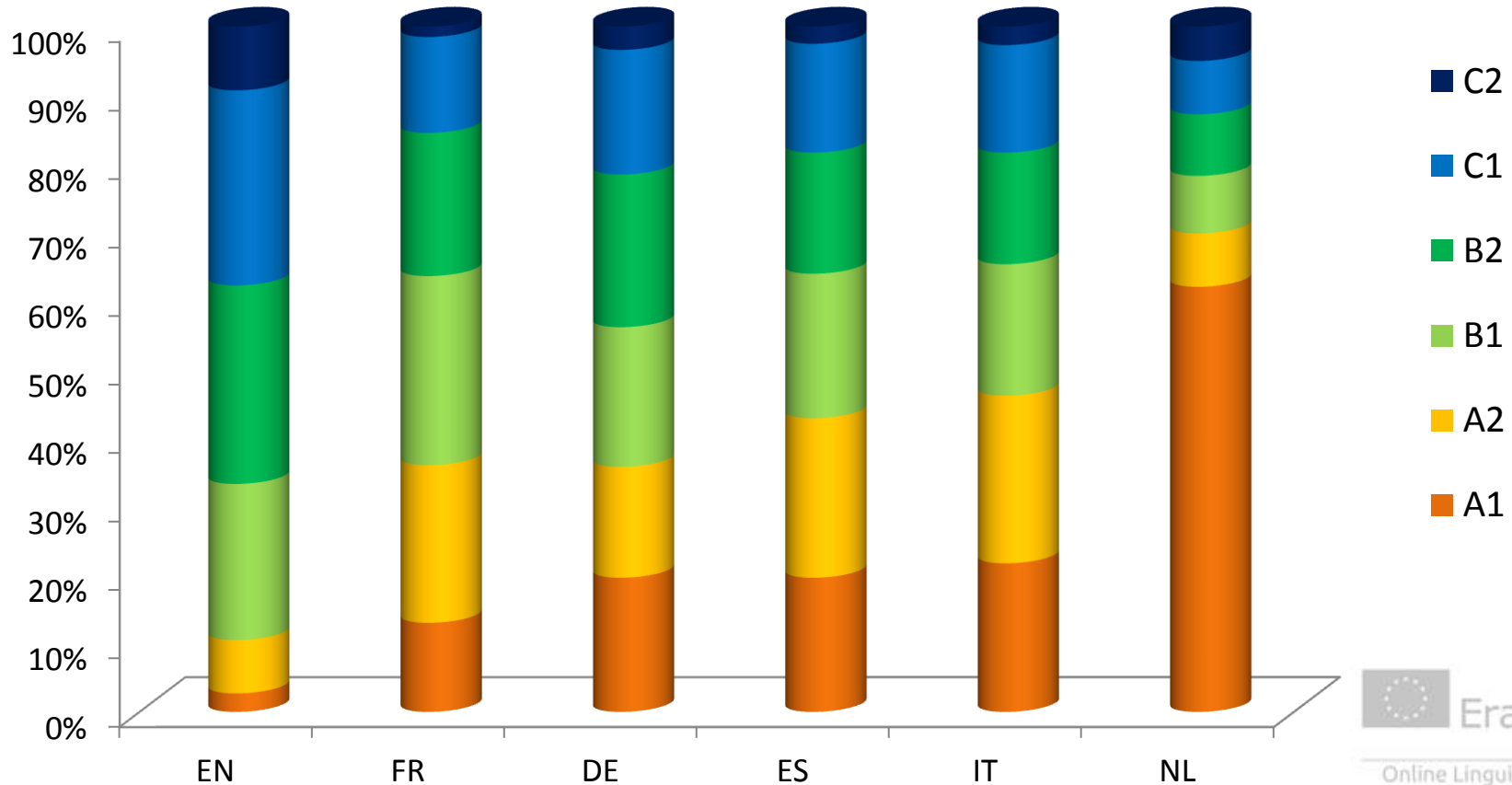
Overview of OLS licence usage by countries - 28/04/2015





FIRST RESULTS

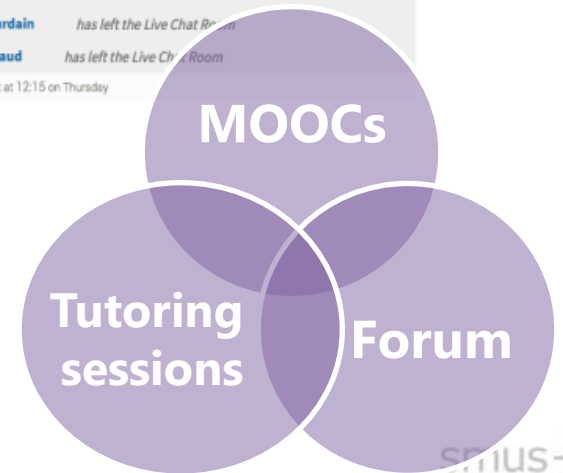
Language levels at first Language Assessment 01/10/2014 - 31/03/2015





NEXT STEPS

- Promote online language courses
- Further develop Live Coaching
- Communication with MT+





Erasmus+ Student and Alumni association

- ❑ Kick-off event on 11-12 June 2015
- ❑ Joint activities funded between:



2014
call



Erasmus+

KA2

Strategic Partnerships



ERASMUS+ : more cooperation for more innovation

Key Action 2 – Strategic Partnerships

- Towards new practices for higher quality in teaching and learning
- Better use of new technologies
- Stronger cooperation between fields and with the labour market
- Foster student mobility with mobility windows

2014 call – HE Strategic Partnerships:

□ **121** funded out of 1400 submitted

Topics

- 67% New innovative curricula/educational approaches
- 23% ICT - new technologies – digital competences
- 21% International cooperation
- 21% Open and distance learning
- 17% Entrepreneurial learning - entrepreneurship education


Mobility activities

- 56% intensive study programmes
- 21% blended mobility
- 3% long-term teaching assignments



2015 – Strategic Partnerships:

- Clarification of rules in FAQs and Guidelines
- Dissemination of funded projects





FOR MORE INFORMATION VISIT:

ec.europa.eu/erasmus-plus

OR FIND US ON SOCIAL MEDIA:

 #ErasmusPlus

 Erasmus+

PHOTOS: ©SHUTTERSTOCK